

# Comparative investigation of monochromatization light effect at molecular/atomic level in electronegative-electropositive gas mixtures plasma

L. C. CIOBOTARU

National Institute of Lasers, Plasma and Radiation Physics, Magurele, Romania

In electronegative-electropositive gas mixtures plasma, at a total pressure varying in the range of ten to hundred Torr, was reported the appearance of a quasi-mochromatization effect of the emitted radiation. This radiation could be the result of the generating mechanisms at molecular level, which is the case of the excimer radiation but also at atomic level. Thus, in the last case, in (Ne+1%Ar/Xe+H<sub>2</sub>) gas mixtures plasma in a dielectric barrier discharge (DBD), this effect consists in the reduction of the discharge emission spectrum practice at one single, strong spectral line, namely  $\lambda = 585.3$  nm. The present paper is concerned with the main characteristics comparative investigation of the principal reaction mechanisms involved in the quasi-monochromatization effect existence, namely the direct Harpoon reaction, in the case of the excimer radiation, which appears as a result of the generation processes at molecular level and the resonant polar three-body reaction, as a result of the generation processes at atomic level. Also, the paper points out the role and the importance of the metastable electronegative atoms in the appearance of the monochromatization –effect at atomic level.

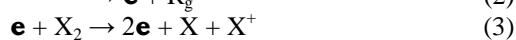
(Received March 1, 2012; accepted June 6, 2012)

**Keywords:** Monochromatization – effect, Direct Harpoon reaction, Resonant polar three-body reaction

## 1. Introduction

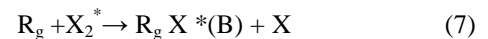
Excimers represent a class a molecules formed by the combination between a halogen and a rare gas, namely an electronegative-electropositive gas mixture. These molecules do not exist in the ground state which is highly unstable but only in their excited states. By a dissociating de-excitation process it can be generated UV excimer radiation which is a quasi-monochrome radiation. A molecular band is emitted at the transition from the upper excited molecular state to the lower level of the non-excited unstable molecule. The study was performed in a dielectric barrier discharge (DBD) having a plasmagen gas mixture formed by the rare gas (R<sub>g</sub>), the halogen (X) and the buffer gases, which usually are chosen also as rare gases.

The formation of the hetero-nuclear excimer molecules starts with the excitation and ionization processes of the rare gas atoms and molecular halogen by the high energy electrons collisions (**e**), produced in the DBD glow- phase [1~7]:



At low pressures (0.5-5) Torr the major reaction for the excimer formation is accepted to be the *reverse*

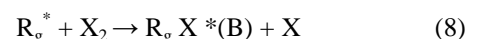
*Harpoon* – reaction between the ground state rare gas atom and the excited states (<sup>3</sup>P, <sup>1</sup>D) of the molecular halogen:



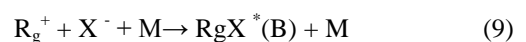
This reaction is a two-body reaction and for this reason is very attractive one for explaining the formation of excimer molecules at low pressures.

At high pressure (10-760 Torr) the R<sub>g</sub>X\* molecules excimer are generated either by the *direct Harpoon* - reaction or by the three-body ionic recombination reaction, depending on the work pressure range.

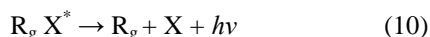
Thus, at 10s Torr pressure the major reaction for the excimer formation is the *direct Harpoon reaction*. The excited states of the rare gas atoms are transferring an electron to the halogen molecule (or compounds containing halogen) and form electronically excited states of the excimer molecules:



At 100s Torr pressure the major process for the excimer formation is the ionic recombination reaction:



The electronically excited excimer molecules R<sub>g</sub>X(B) decay radiatively to the molecular ground state in connection with the rapid excimer molecule dissociation attributed to the bound-free transitions:



In contrast with the excimer radiation studies based on the fact that the excimer molecules exist only in excited states and in which appear the problem to find efficient channels reaction to form the excited molecules, in the frame of monochromatization effect study at atomic level, the main problem consists in explaining the preferential population mechanism of the levels responsible for the dominant spectral lines emission. In fact, the so called "monochromatization-effect", (M-effect), consists in the reduction of the discharge emission spectrum practice at one single line, namely  $\lambda = 585.3$  nm, in (Ne+Ar+H<sub>2</sub>) or (Ne+Xe+H<sub>2</sub>) gas mixtures. In the present experiments was used a Dielectric Barrier Discharge (DBD), but the effect was observed also in DC discharge.

Figs. 1.a and 1.b show the emission spectrum of a dielectric barrier discharge in pure Neon gas respectively, the emission spectrum in a (Ne +1%Ar+40% H<sub>2</sub>) Penning gas mixture. It has been observed an emission spectrum nearly monochromatic, since when, at the Penning-type mixture, was added hydrogen with a maximum half partial pressure as against the total pressure of the gas mixture (after this value of hydrogen pressure the effect diminished drastically). The red color of the discharge turned into a yellow monochromatic one, while the whole spectrum practice was reduced at a single, strong spectral line with  $\lambda = 585.3$  nm.

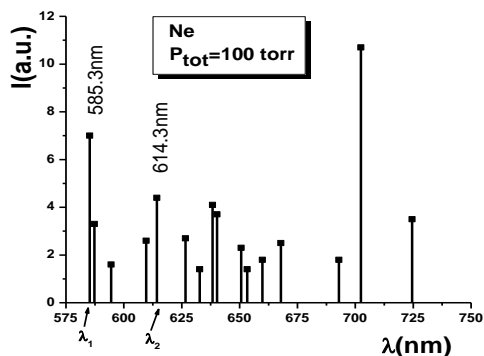


Fig. 1.a Emission spectrum of dielectric barrier discharge in pure Neon gas.

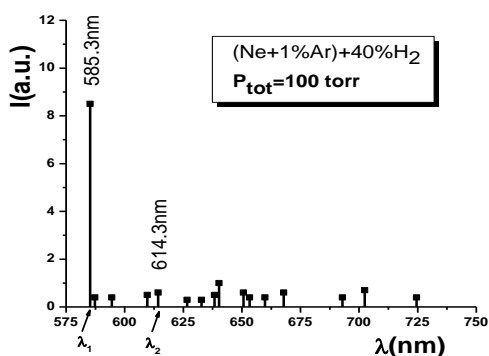
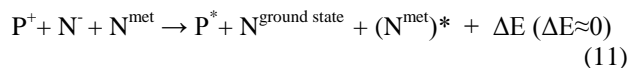


Fig. 1.b Emission spectrum of dielectric barrier discharge in (Ne+1%Ar) + 40%H<sub>2</sub> gas mixture.

As it was assumed in our previous papers [8]-[14], the monochromatization-effect of light at atomic level is the result of the **resonant polar three-body collision reaction** of ionized and excited atoms.

The general form of the reaction, in case of the M-effect, is:



where the used notations are the following: P and N are the symbols of the atoms of electropositive and respectively, electronegative gases in the mixture, P<sup>+</sup> is the symbol for the positive ion, N<sup>-</sup> is the symbol of the negative ion, N<sup>met</sup> is the symbol for the metastable negative atom, (N<sup>met</sup>)<sup>\*</sup> is the symbol of the excited electronegative atom standing in an upper state energy that the metastable level, P<sup>\*</sup> is the electropositive atom in an excited state and ΔE is the reaction energy defect.

## 2. Experimental set-up

The AC discharge was a dielectric barrier discharge (DBD), in electronegative-electropositive gas mixtures, produced between two thin, parallel and linear aluminum electrodes of 5 mm width and 200 mm length. Both electrodes were covered with 20 μm glass dielectric layer. The distance between the electrodes (i.e. discharge space) was  $d \leq 1$  mm. The thin film conductors were obtained in vacuum, by deposition on two glass plates, through the agency of an applied mask. The electrical supply was an AC 1 kV<sub>pk-pk</sub> square wave voltage with an optimum of frequency in the range of 10-50 kHz [8].

The experimental set-up used for measurements in DC discharge consists in a discharge tube from 30 mm diameter Pyrex glass, having a central part of quartz, in order to allow the passage of the UV radiation. The length of this part was of 80 mm and the total length of the tube 160 mm. The two electrodes are made of Φ 1.5 mm tungsten rod. The top of the electrodes (1-2 mm) is sharp while the rest is covered with glass in order to limit the discharges out of the inter-electrodes space. The distance between the two electrodes was of 8 mm [9]. The experimental discharge devices can be pumped down and then filled with various gas mixtures. The optical emission spectra of the discharges were registered using an OMA (Optical Analyzer Multichannel), spectral range 200-900 nm and the resolution of 1.5 nm.

## 3. Results and discussion

The **Harpoon reactions** are a type of chemical reactions between two substances, one of them prone to form a cation, in our case the rare gas, and the other one prone to form an anion, generally a halogen. The main feature of these reactions - type, is the fact that they have *steric factors* greater than unity and by consequence, they

take place faster than predicted by collision theory. The colliding particles have greater cross sections than the pure geometrical ones due to the fact that, when the particles involved in collision are close enough, an electron "jumps" from one of the particles to the other one, forming an anion and a cation, between, subsequently, will appear the Coulombian attraction forces.

Marking with  $R_{\max}$  the largest distance at which the electronic charge transfer can occur on energetic ground states, the *Harpoon reactions* can be energetic characterized by the following equation:

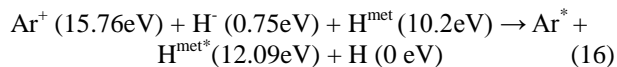
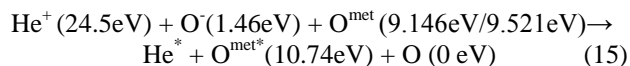
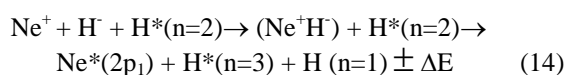
$$\frac{-e^2}{R_{\max}} + \Delta E_0 = 0 \quad (12)$$

$$\text{Where } \Delta E_0 = V_p - V_a \quad (13)$$

In relation (13),  $V_p$  is the ionization potential of the rare gas and  $V_a$  is the electron affinity of the halogen. The reaction (12) represents a minimal energetic condition in order to permit the appearance of an excited molecule formed by the rare-gas and the halogen, being a reaction with an energetic threshold. The kinetic energy gained in the high energy electrons collisions produced in the DBD glow - phase must be large enough in order to permit the necessary proximity which allows the electron "jumping" between the two colliding particles. The rest of the colliding particles kinetic energy could be used for the electronic - vibrational excitation of the excimer molecule, including the metastable and the resonant states. The deexcitation process takes place in two steps: first, the excited states decay to vibrationally excited excimer states and in the next step the highly-excited states molecules submit vibrational relaxation with subsequent radiative dissociation or decay radiatively directly on the molecular ground state followed by the rapid dissociation of the excimer molecule due to its high instability.

Unlike this mechanism reaction which leads to the formation of the excited states of a molecule which does not exist in his ground state, the monochromatization of light at atomic level, which was called in our previous published papers, *M-effect*, is a phenomenon based on the reaction of the positive atomic ion of the rare gas and the negative atomic ion of an electronegative gas, which, in this case, could be, besides the halogens, the oxygen and especially the hydrogen. This reaction is based on the existence of a third particle, in a convenient energetic state, namely the metastable atoms of the electronegative gas. Only if this condition is accomplished, the reaction becomes resonant. A detailed explanation of the kinetics reaction in the most representative case for *M-effect*, namely in neon-hydrogen gas mixtures, was presented in our previous papers [15]-[16].

For instance, the polar three-body resonant reaction (11), in case of a DBD in neon- hydrogen, helium-oxygen and argon-hydrogen gas mixtures, can be written as following:



In these reactions, namely the equations (14), (15) and (16), the colliding particles are already ionized and the existence of the electronegative metastable atoms, which take the excess of energy, prevents the formation of a *molecular* compound. For pressures above the value of 10 Torr, the appearance of the trapping phenomenon of the resonance radiation allows the formation of electronegative quasi-metastable atoms standing in  $n = 2$  level energy, with a life-time comparable with the one of the metastable energetic states. For instance, as it can be observed from the equation (14), the intermediary state of this reaction, namely the formation of a three-particles compound, corresponds to the binding of the negative-positive ions, close by the excited hydrogen atom on the resonance level  $2p^2 P_{3/2}^0$  ( $n=2$ ).

The cross-section of the resonant polar reaction three-body collision reaction is affected by the attraction electric forces between the colliding particles, by the increase of the total pressure of the gas mixture and by the plasma ionization degree in contrast to the excimer radiation emission which can appear inclusively at low pressures (up to a few Torr) because the particles involved in reaction are only in excited states.

For the gas mixtures in which the electronegative gas has a great electronic affinity, for instance the chlorine atoms, the generation reaction for the *M-effect* could be binary in the sense of the Landau-Zenner theory [17]-[18]. The existence of a third body it is no longer necessary because the reaction is resonant, the excess of energy being compensated by the existence of the kinetic energy gained in the Coulombian forces field. The *M-effect* has a general, distinct character proved by his appearance not only in binary but also in multiple electronegative-electropositive gas mixtures, in DC or in AC discharges, as it is shown in Figs. 3 to 6 [19]-[20].

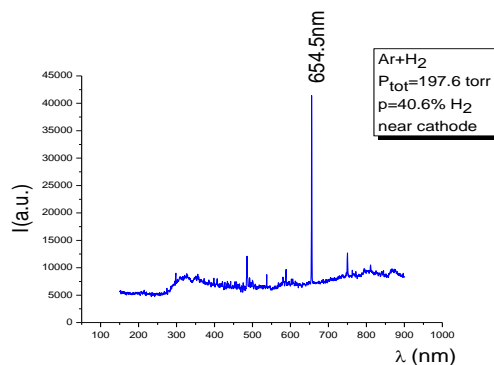


Fig. 3. Emission spectrum of a DC discharge in ( $\text{Ar}+40.6\% \text{H}_2$ ) at  $p_{\text{tot}}=197$  Torr (near cathode) (Color online).

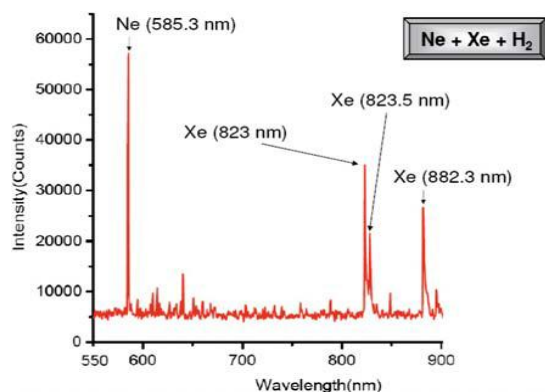


Fig. 4. Emission lines of the M-effect in Xe-Ne-H<sub>2</sub> mixture discharge ( $p_{H_2} = 35\%$ ) at 80 Torr total pressure (Color online).

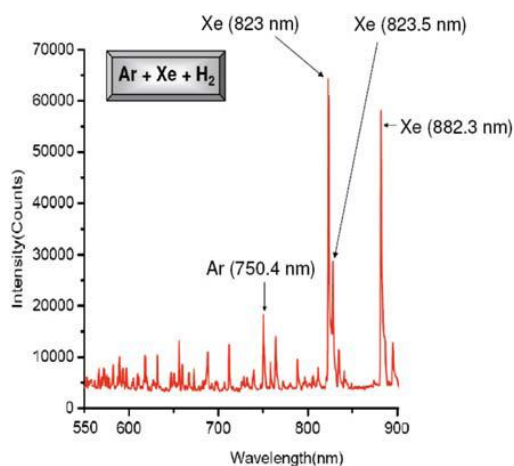


Fig. 5. Emission lines of the M-effect in Ar-Xe-H<sub>2</sub> mixture discharge ( $p_{H_2} = 35\%$ ) at 50 Torr total pressure (Color online).

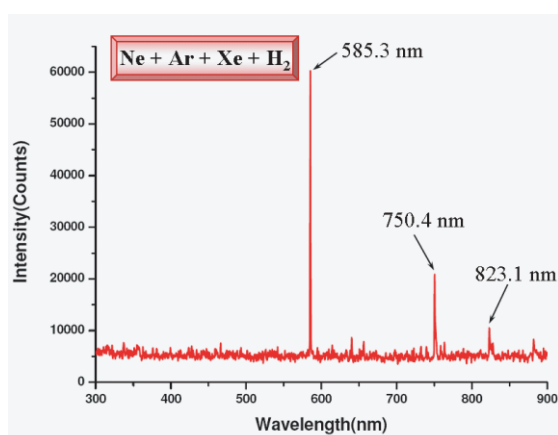


Fig. 6. Emission lines of the M-effect in Ne-Ar-Xe-H<sub>2</sub> mixture discharge with 50% H<sub>2</sub> at 80 Torr total pressure (Color online).

As it can be observed, in the Harpoon- reactions - equations (7) and (8) - one of the colliding particles is in an excited state, fact which permits, after the appearance of the positive, respectively negative ions through the agency of the electron “jumping”, to form molecules of rare-gas

and halogen in vibrationally excited states, the unique energetic states in which this type of molecules can exist for a short time (nanoseconds order). For the excimer radiation emission, the non-existence of a trapping radiation, due to the high instability of the ground state excimer molecule, represents a great advantage of the process energetic efficiency.

#### 4. Conclusions

The quasi-monochromatization effect of light at atomic and molecular level has, as a necessary producing condition, the existence of an electronegative-electropositive gas mixture, premise of negative-positive ions formation.

The generation of the excimer radiation and also of the M-effect appearance is mainly based on the reaction between the positive and negative ions, reaction with a very large cross-section due to the favorable factor represented by the existence of attraction Coulombian forces between colliding particles.

In both cases, in the intermediate stage of the reaction, appear compounds formed by two particles, in the case of the excimer molecule (positive or negative ions in excited states), respectively three particles (positive and negative ions plus electronegative metastable atoms), in the case of the M-effect. The existence of the electronegative metastable atom in convenient energetic state permits the fulfillment of the energetic condition for the three-body reaction, ( $\Delta E \approx 0$ ).

The M-effect appears only at gas mixtures total pressures above the value of 10 Torr because is based exclusively on the positive-negative ions existence while the excimer radiation could appear at Torr units order low pressures, due to the fact that its precursors are the excited atoms of rare gas and halogen, formed at lower energies in plasma.

In the end, although there are many similarities in the generating mode of the two processes, the M-effect proved to have a general character and represented a new physical effect.

#### Acknowledgements

The present paper represents the result of many useful discussions in the past with Professor Geavit Musa, the discoverer of the M-effect and its principal promoter in the scientific community.

#### References

- [1] Xiangfen Feng, Shaolong Zhu, Phys. Scr., **74** 322 (2006).
- [2] F. Adler, S. Muller, J. Phys. D: Appl. Phys., **33** 1705 (2000).
- [3] Jun-Ying Zhang, Ian W. Boyd, J. Appl. Phys., **80**(2), 633 (1996).
- [3] Jun-Ying Zhang, Ian W. Boyd, J. Appl. Phys., **84**(3),

- 1174 (1998).
- [4] Paul Barnes, Mark Kushner, *Journal of Applied Physics* **80**(10), (1996).
- [5] Paul Barnes, Mark Kushner, *Journal of Applied Physics*, **82**(5), (1997).
- [6] Qu Qiongrong, Meng Yuedong, Shu Xingsheng, Zhong Shaofeng, You Qingliang, *Plasma Science & Technology*, **8**(3), 333 (2006).
- [7] A. K. Shuaibov, I. V. Shevera, *Optics and Spectroscopy*, **104**(4), 534 (2008).
- [8] L. C. Ciobotaru, P. Chiru, C. Neacsu, G. Musa, *J. Optoelectron. Adv. Mater.*, **6**(1), 321 (2004).
- [9] G. Musa, L. C. Ciobotaru, Barbu Ionut, J. *Optoelectron. Adv. Mater.* **8**(3), 1292 (2006).
- [10] G. Musa, A. Popescu, A. Baltog, C. P. Lungu, *Romanian Reports in Physics*, **45**, 287 (1993).
- [11] G. Musa, L. C. Ciobotaru, *Optoelectron. Adv. Mater. - Rapid Commun*, **1**(3), 137 (2007).
- [12] C. Gavrilă, I. Gruia, C. P. Lungu, *Optoelectron. Adv. Mater.-Rapid Commun.* **3**(8), 835 (2009).
- [13] C. Gavrilă, I. Gruia, C. P. Lungu, *Advances in Applied Plasma Science*, **8**, 91 (2011).
- [14] Gavrilă Camelia, Lungu Cristian P., Gruia Ion, *Proceedings of SPIE*, **8001**, Nr. 80013D, (2011).
- [15] L. C. Ciobotaru, G. Musa, *Turkish Journal of Physics*, **36**(1), 77 (2012).
- [16] L. C. Ciobotaru, *Optoelectron. Adv. Mater. - Rapid Commun*, **5** (3), 327 (2011).
- [17] L. Landau, *Phys., Z. Sowjet*, **46**, 221 (1932).
- [18] C. Zener, *Proceedings of Royal Society A*, **137**, 696 (1932).
- [19] R. Vlădoiu, M. Contulov, A. Mandes, G. Musa, *European Physical Journal D*, **54**(2), 287 (2009).
- [20] R. Vlădoiu, M. Contulov, V. Ciupina, G. Musa, *Contributions to Plasma Physics*, **50**(2), 177 (2010).

---

\*Corresponding author: catalinaciobotaru@yahoo.com